



# PYCC-1M1UNV040S-20D



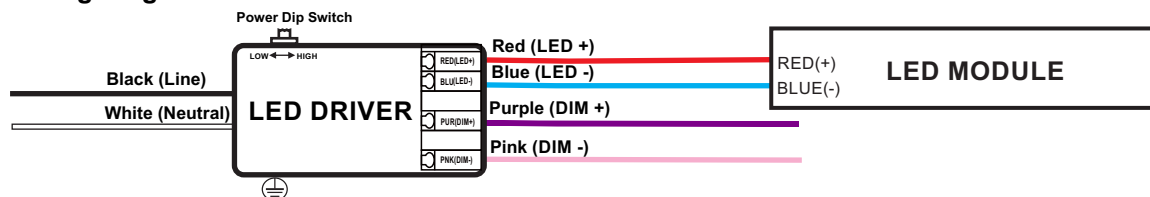
## Selectable Constant Current LED Driver

- Input Voltage: 120V - 277V, 50/60Hz
- Selectable Output Current
- Class 2 LED Driver
- Class P
- Isolated 0-10V Dimming
- Suitable for Dry and Damp location

### General Specifications

Input Voltage / Frequency	120V - 277VAC 50/60Hz
Input Current	0.27A Max.
Input Power	30W Max.
Input Power Factor	>0.90
THD	<20%
Driver Type	Dimmable, Isolated
Output Voltage Range	30V - 45V $\overline{\text{---}}$
Selectable Output Current	300mA, 350mA, 400mA ( $\pm 7\%$ )
Output Power	18W Max.
Uout	< 60V
Efficiency	86% Typ.
Output Type	Constant Current
Inrush Current	60A @277VAC
Max. Leakage Current	0.75mA
Total Over All Ripple	<30%
Flicker Percentage	30%
Dimming Type	0-10V
Dimming Range	100% - 10%
Dimming isolation	Yes
Operating Ambient Temperature Range	-25°C - 50°C
Tc	90°C
Start Up Time	0.5s
Number of Output Channels	1
Overall Size	11.043"x 1.18"x 0.846"
Weight	0.46lbs (210g)
Wire Type / Length	Input: 18AWG / 12" Output & Dimming: Terminal block
Standards / Compliance	UL 8750,UL1310 CSA C22.2 No.250.13, FCC Part 15B
IP Rating	IP20
Operating Humidity	10-90% RH Non-condensing
Input Surge Protection	Line-Neutral 1kV, Line & Neutral-Ground 2kV, RingWave 2.5kV
Protections	Over-Voltage Protection Short-Circuit Protection
Sound Rating	A
Service Life	50,000Hrs @Max Load, 85°C Tc
Warranty	5 years @ Tc 85°C from the date of manufacture

### General Wiring Diagram

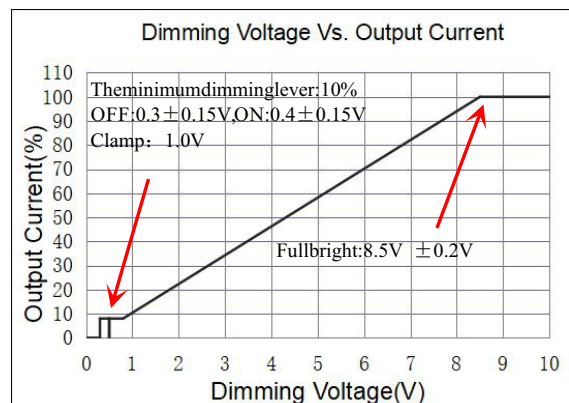
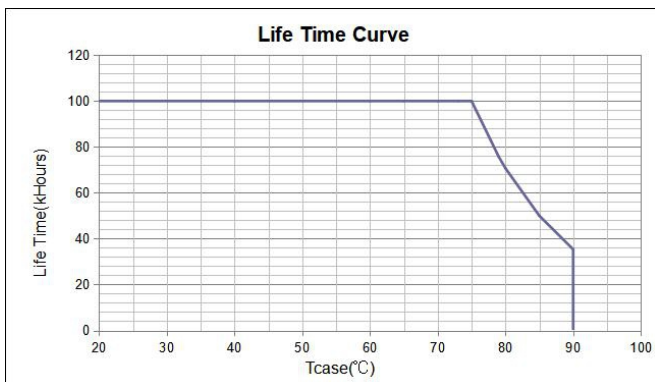
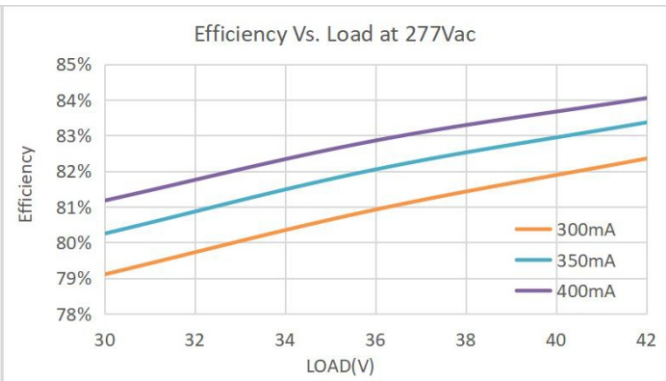
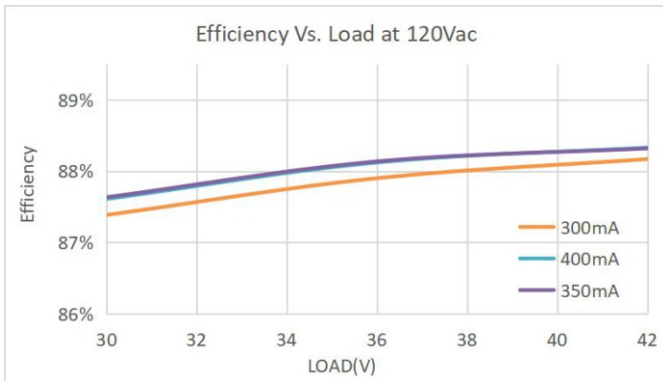
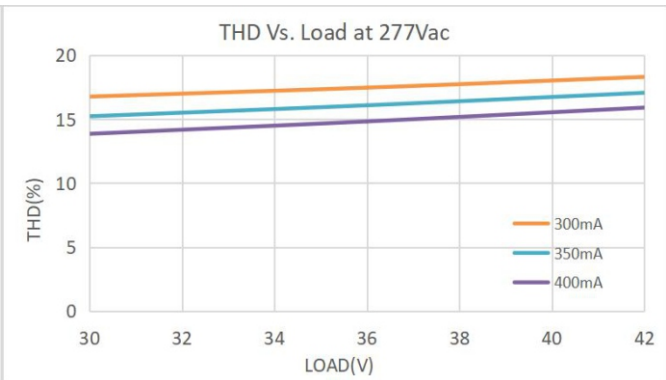
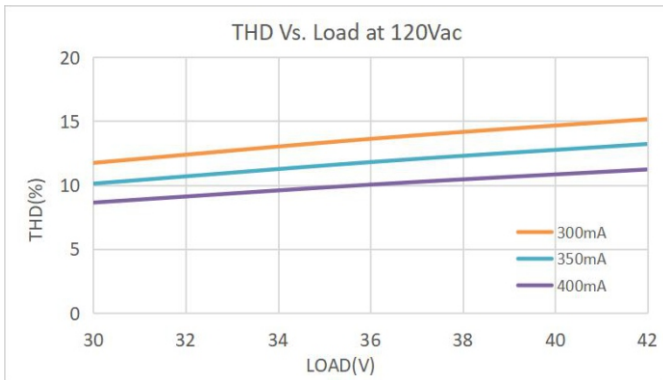
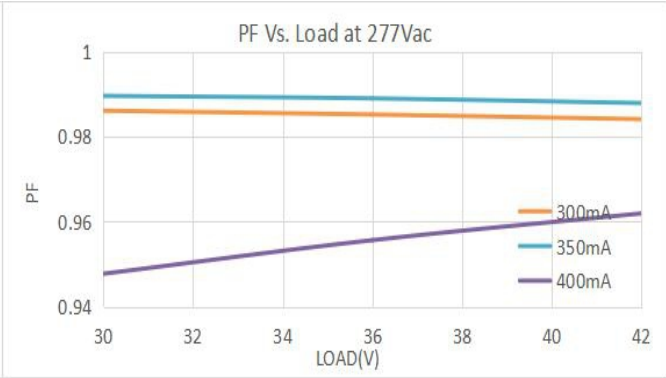
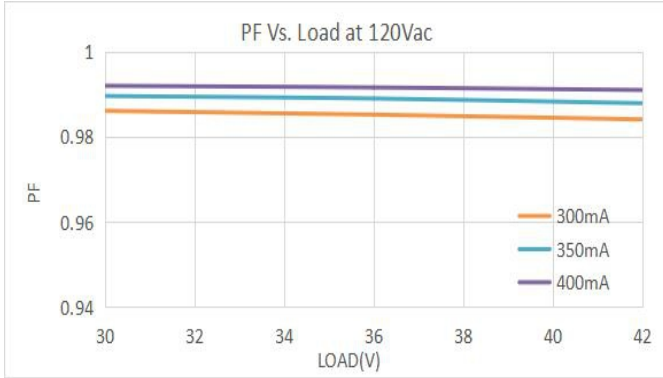




# PYCC-1M1UNV040S-20D



## Typical Characteristics Curve





# PYCC-1M1UNV040S-20D

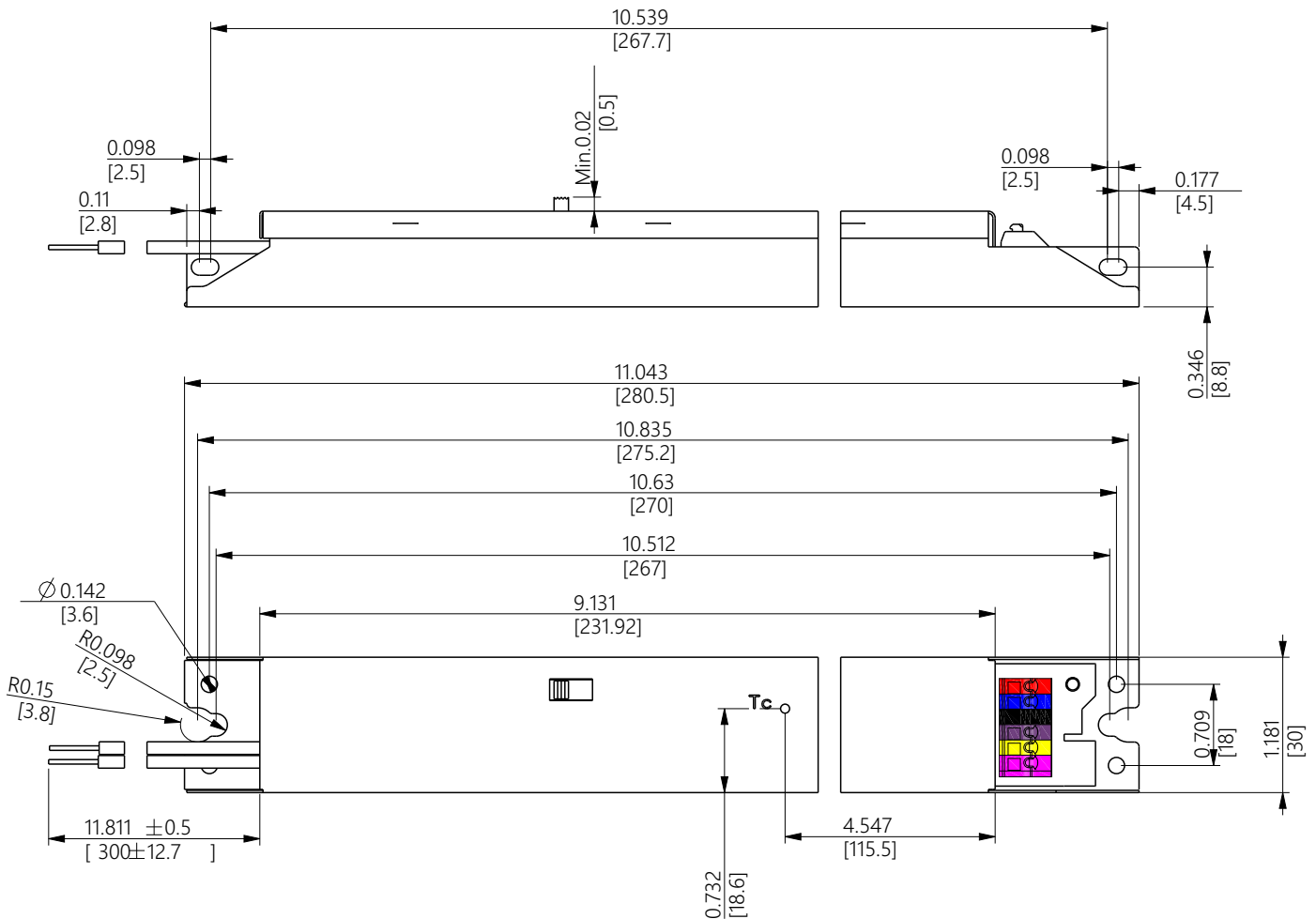


## Part Number Matrix

**P Y C C 1 M 1 U N V 0 4 0 S 2 0 D**

LED Driver	Constant Current	# of Control Channels	Control Type	# of Output Channels	Input Voltage	Output current	Characteristic	Max. Output Power	Case/Output Type
PY=Pony LED	CC = Constant Current	1 = 1 Channel	M = 0-10V dimming	1 = 1 Channel	UNV=120-277V	040=400mA	S = Selectable	20=20W	D = Input Wires + Output Terminals

## Mechanical Drawings



Overall Dimensions	
Length	11.043" (280.5mm)
Width	1.18" (30mm)
Height	0.846" (21.5mm)

Wire Length	
AC Input	11.8" (300mm)



# PYCC-1M1UNV040S-20D



RoHS  
COMPLIANT



---

## Guidelines

### Grounding

- Driver must be grounded by means of the Driver case.

---

### LED load

- The Fulham Pony LED drivers are designed to drive passive LEDs, -COB's and -LED assemblies. Proper function is not guaranteed when (LED) loads with active components are used.

---

### Short-circuit protection

- In case of a short circuit the LED driver switches to protection mode. After the removal of the short-circuit the LED driver will recover automatically.

---

### No-load Operation

- In no-load operation the output voltage will not exceed the specified open circuit output voltage.

---

### Hot Swapping

- This driver does not support hot swapping of the LEDs.

---

### Remote Mounting

- Up to 26ft with 18AWG. Contact Fulham for higher remote distance.

---

### Service life/Lifetime

- Failure Rate Info based upon MTBF modeling: 90% survivals at end of life @  $\leq T_c$  lifetime rating.

---

### Warranty

- Reference Fulham's limited Warranty: <https://cdn.fulham.com/PDFs/Limited-Warranty.pdf>



# PYCC-1M1UNV040S-20D



RoHS COMPLIANT




Product Image:

## PYCC-1M1UNV040S-20D



Packaging

### Master Carton



OUTER DIMENSION		
L	W	H
18.26" (464mm)	12.56"(319mm)	7.05" (179mm)
Net Weight	Gross Weight	QUANTITY
26.68lbs. (12.1kg.)	29.76lbs. (13.5kg)	55pcs.