



Planned Phase Out
 Limited Stock Available While Supplies Last



PYCC-1M1UNV130S-60L

Selectable Constant Current LED Driver

- Input Voltage: 120V - 277V, 50/60Hz
- Selectable Output Current
- Class 2 LED Driver
- Class P
- Isolated 0-10V Dimming
- Suitable for Dry and Damp location

General Specifications

Input Voltage / Frequency	120V - 277VAC 50/60Hz
Input Current	0.67A Max.
Input Power	73W Max.
Input Power Factor	>0.90
THD	<20%
Driver Type	Constant Current
Output Voltage Range	30V - 42V $\overline{\text{---}}$
Selectable Output Current	1200mA, 1250mA, 1300mA($\pm 5\%$)
Output Power	54.6W Max.
Efficiency	88% Typ.
Output Type	Constant Current
Inrush Current	40A @277VAC
Max. Leakage Current	0.75mA
Total Over All Ripple	<30%
Flicker Percentage	30%
Dimming Type	0-10V
Dimming Range	100% - 10%
Dimming isolation	Yes
Operating Ambient Temperature Range	-25°C - 50°C
Max. Driver Case Temperature	90°C
Start Up Time	0.75s
Number of Output Channels	1
Overall Size	11.02"x 1.2"x 0.83"
Weight	0.46lbs (210g)
Wire Type / Length	Input: 18AWG / 12" Output & Dimming: 20AWG" / 20"
Safety / Compliance	cULus Listed, UL 8750, UL1310 CSA C22.2 No.250.13, CAN/CSA-C22.2 No.223-M91 FCC Part 15 Class A
IP Rating	IP20
Operating Humidity	10-90% RH Non-condensing
Input Surge Protection	Line-Neutral 1kV, Line & Neutral-Ground 2kV, RingWave 2.5kV
Protections	Over-Voltage Protection Short-Circuit Protection
Sound Rating	A
Service Life	50,000Hrs @Max Load, 80°C Tc
Warranty	5 years @ Tc 80°C from the date of manufacture

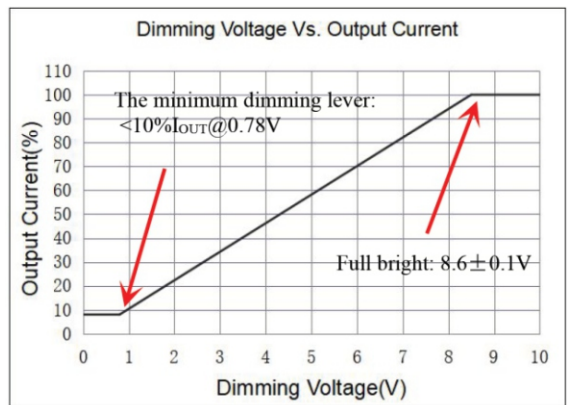
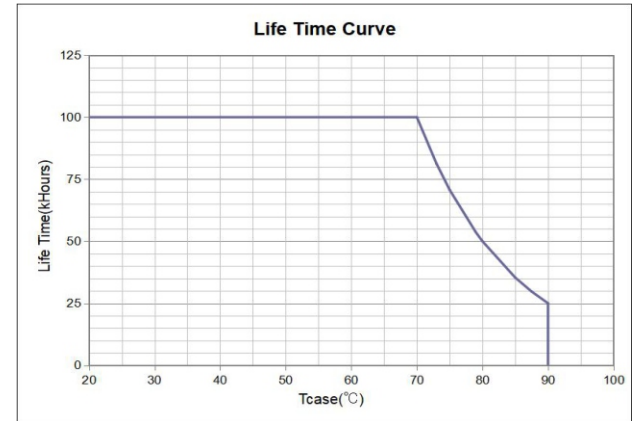
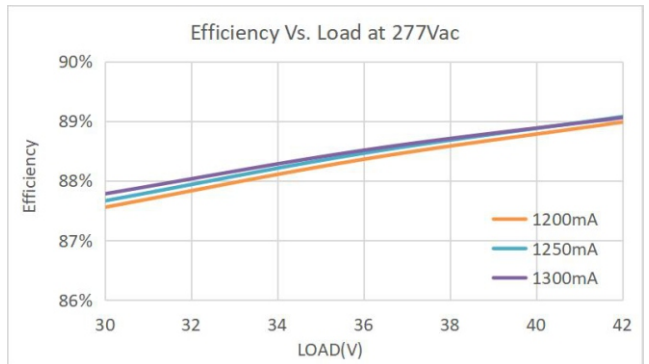
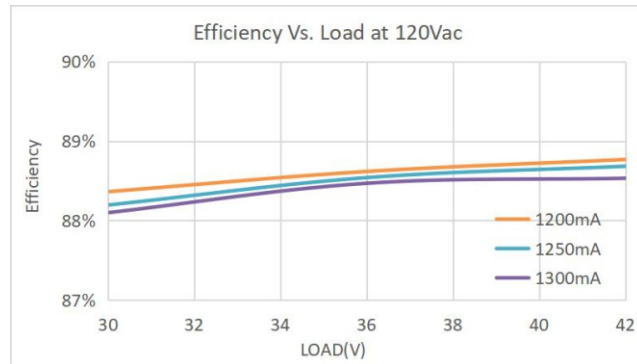
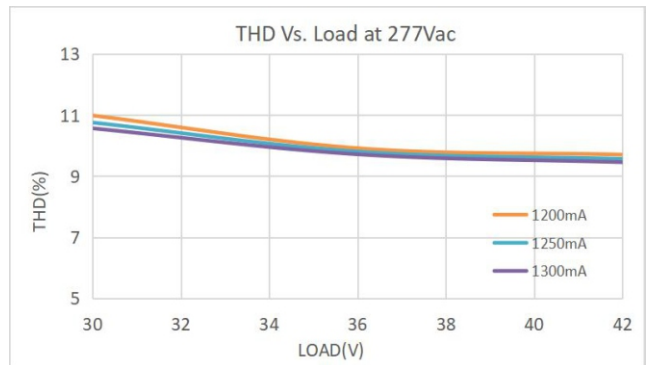
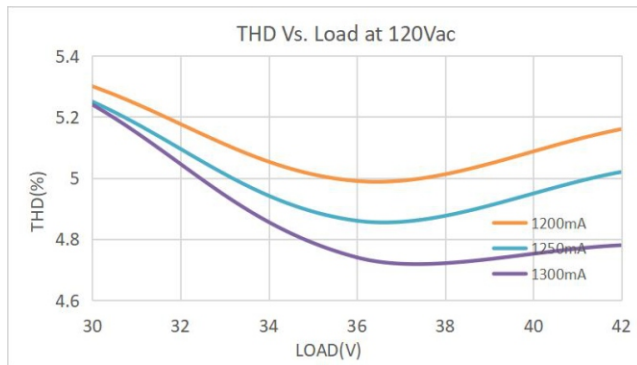
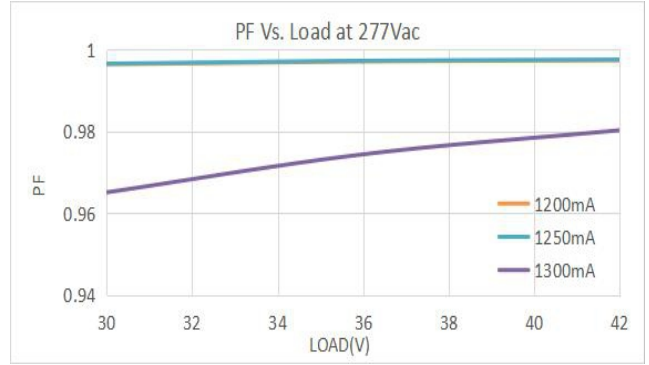
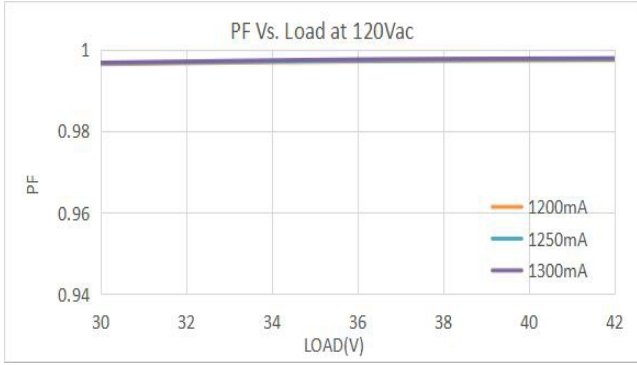
General Wiring Diagram





PYCC-1M1UNV130S-60L

Typical Characteristics Curve



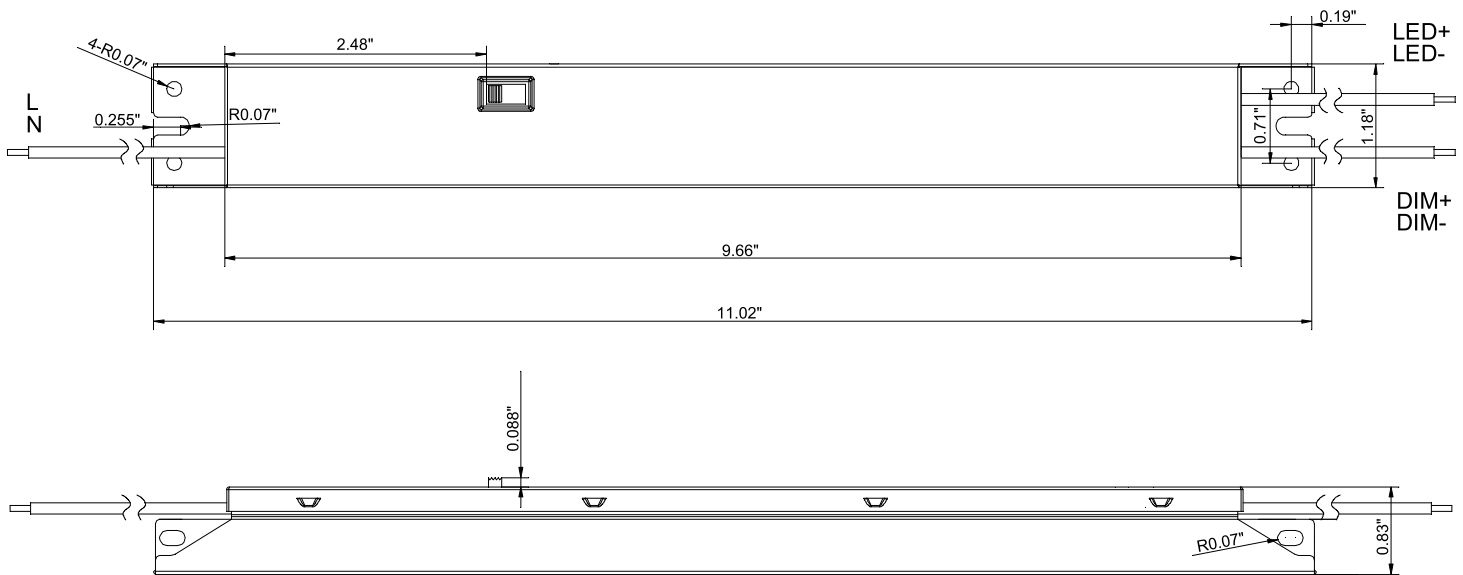
PYCC-1M1UNV130S-60L

Part Number Matrix

P Y C C 1 M 1 U N V 1 3 0 S 6 0 L

LED Driver	Constant Current	# of Control Channels	Control Type	# of Output Channels	Input Voltage	Output current	Characteristic	Max. Output Power	Case Type
PY=Pony LED	CC = Constant Current	1 = 1 Channel	M = 0-10V dimming	1 = 1 Channel	UNV=120-277V	130=1300mA	S = Selectable	60=60W	L = Linear

Mechanical Drawings



Overall Dimensions	
Length	11.02"(280mm)
Width	1.18"(30mm)
Height	0.83"(21.2mm)

Wire Length	
AC Input	11.8"(300mm)
LED Output	19.7"(500mm)
0-10V Dim	19.7"(500mm)



PYCC-1M1UNV130S-60L

Guidelines

Grounding

- Driver must be grounded by means of the Driver case.

LED load

- The Fulham Pony LED drivers are designed to drive passive LEDs, -COB's and -LED assemblies. Proper function is not guaranteed when (LED) loads with active components are used.

Short-circuit protection

- In case of a short circuit the LED driver switches to protection mode. After the removal of the short-circuit the LED driver will recover automatically.

No-load Operation

- In no-load operation the output voltage will not exceed the specified open circuit output voltage.

Hot Swapping

- This driver does not support hot swapping of the LEDs.

Remote Mounting

- Up to 26ft with 18AWG. Contact Fulham for higher remote distance.

Service life/Lifetime

- Failure Rate Info based upon MTBF modeling: 90% survivals at end of life @ $\leq T_c$ lifetime rating.

Warranty

- Reference Fulham's limited Warranty: <https://cdn.fulham.com/PDFs/Limited-Warranty.pdf>



PYCC-1M1UNV130S-60L



RoHS COMPLIANT




Product Image:



Packaging

Master Carton



OUTER DIMENSION		
L	W	H
18.26" (464mm)	12.56"(319mm)	7.05" (179mm)
Net Weight	Gross Weight	QUANTITY
20.94bs. (9.5kg.)	24.47bs. (11.1kg)	40pcs.