



# SHS15P-UNV-H-H

## Electronic Ballast For Use With UV & Tanning Applications

- Input Voltage/Frequency: 120-277VAC,50/60Hz
- Load Rating: 324W Typical Load
- Output Current Range: 1400mA-2200mA (+/- 10% tolerance)
- Type CC, Type HL, Type R.S
- Outdoor Type 1

### General Specifications

Input Voltage / Frequency	120-277VAC,50/60Hz
Max. Line Current	2.92A@120V
Input Power at Full load	Max.350W
Power Factor	>0.9 @2 lamps
THD	See Electrical Data
Ballast Efficiency	92% @ Full Load (See Figure 1, completed later)
Ballast Type	Programmed Rapid Start Type R.S
U-OUT	220 V
Load Rating	324W Typical Load
Number of Lamps	1 or 2
Factory Default Output Current	2100mA (+/- 10% tolerance) Factory programming available upon request, MOQ may apply
Programmable Output Current Range	1400mA - 2200mA (+/- 10% tolerance of set current)
Lamp Type	GPHHVA793T6VH/4P(2.1A), GPHHVA793T6LH/4P(2.1A) GPHA793T5VH/HW/4P(1.5A)
Lamp Wiring Method	Series Connection (when one lamp fails both lamps will turn off)
Lamp Operating Frequency	>=40KHz
Lamp Current Crest Factor	<1.7
Dimming Range	50%-100%
Lamp Preheat Time	1-5 Seconds *** (customization through communication port using SHS-DISP and Fulham software)
Remote Operation	30ft (9.144m)
Min. Operating Temperature	-20°C (-4°F)
Max. Case Temperature Tc (Per UL)	84°C (183.2°F)
Lamp ON/OFF Indicator Connection / Recommended Type	Yes / LED Type: 2mA-3mA
Case Dimensions	L 10" x W 2.8" x H 1.79" (254.0mm x 71.7mm x 45.4mm)
Connectors or Wires	Push in Connectors (Use 14-18AWG solid copper wire stripped to 3/8")
Weight	1.56Kg (3.45lb)
Approvals / Standards	UL 935 (USA), CSA C22.2 NO.74-16 / cULus, Class P EN/IEC61347-1, EN/IEC 61347-2-3
IP Rating	IP20
RFI / EMI	FCC Part 18A, EN IEC 55015, EN 61547, EN IEC 61000-3-2, EN 61000-3-3 EN 61347-1, EN 61347-2-11
Protections	Input Surge Protection Line-Neutral 2.5KV, Line & Neutral-Ground 2.5KV Over Current Protection End of Life Protection
Communication Port/Type	RJ12 / I <sup>2</sup> C
**Soft Start Capable	Yes (through ON/OFF ports using a dry contact switch or using SHS-DISP display)
Lamps ON/OFF LED Indicator Port	Yes
Ballast ON/OFF LED Indicator Port	Yes
Programmable Lamp Hour Counter	Yes (through SHS-DISP display)
Programming Device	TPSB-100 or using SHS-DISP display
Sound Rating	A
Service Life	50,000 hours lifetime @ Tc 84°C (183.2°F)
Warranty	5 Years @ Tc 84°C (183.2°F) from the date of manufacture when properly installed.

\*\*ON/OFF to ballast output without removing AC input.

\*\*\*Lamp pre-heat time changes should be reviewed with and approved by the lamp manufacturer for optimal lamp life and performance. Failure to do so may result is damage to the lamp.



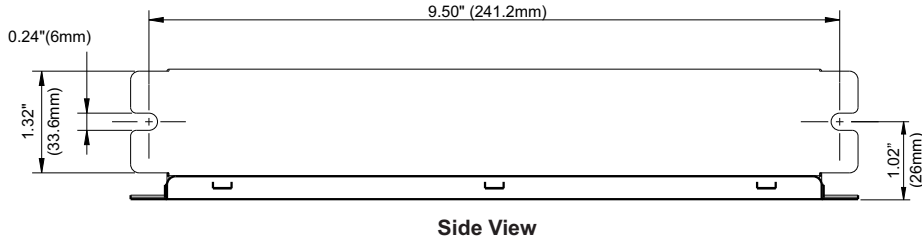
# SHS15P-UNV-H-H



RoHS COMPLIANT

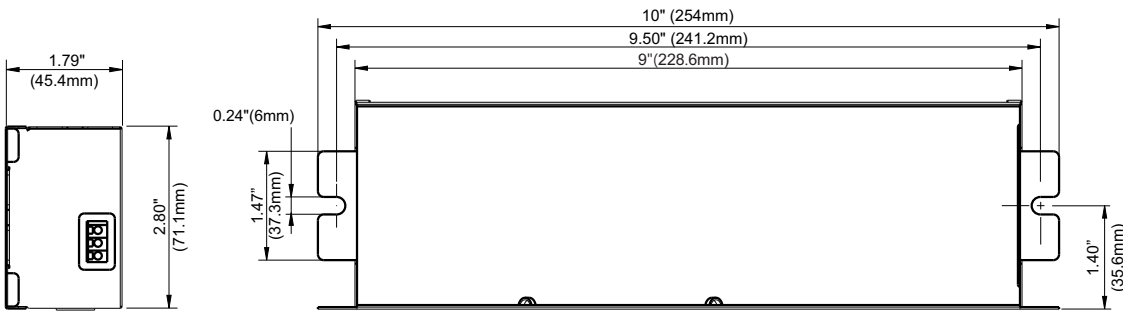


## Mechanical Data

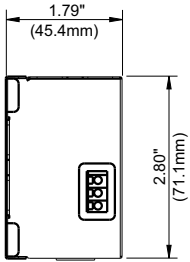


Side View

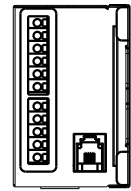
Overall Dimensions	
Length	10.0" [254mm]
Width	2.8" [71.7mm]
Height	1.79" [45.4mm]
Mounting	9.5" [241.2mm]



Top View



Side View: Input

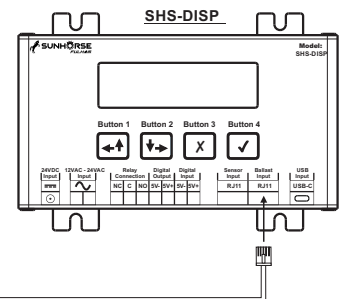
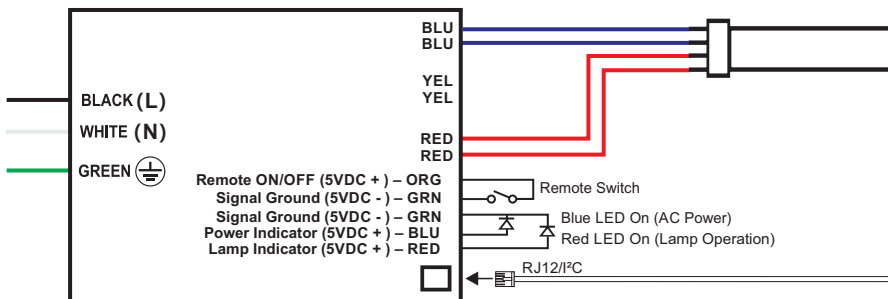
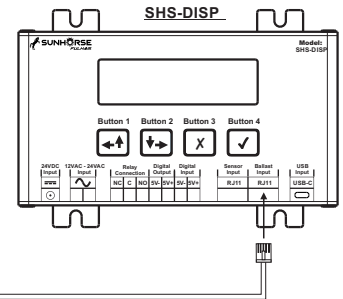
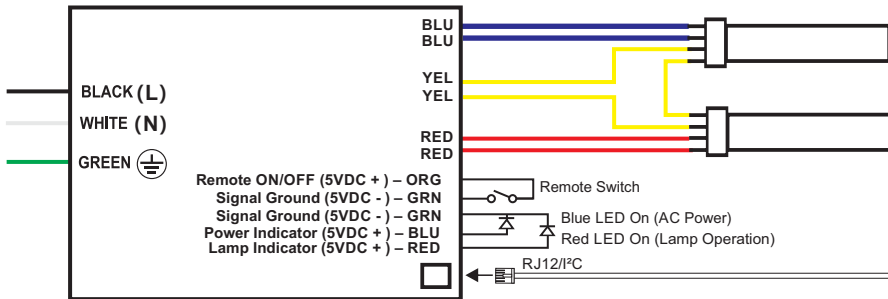


Side View: Output

Where : L = Length, W = Width, H = Height

±0.01" Tolerance

## Wiring Diagram



### Note:

- 1.) This ballast must be grounded.
- 2.) Use 18AWG solid copper wire stripped to 3/8" with ballast push in connectors.
- 3.) Recommend LED Type: 2mA-3mA



RoHS  
COMPLIANT



# SHS15P-UNV-H-H

## Guidelines

### Factory Programming

- For currents other than the default 2100mA, factory programming is available upon request and minimum order quantities (MOQ's) may apply.
  - Factory Output Current Range: 1400mA – 2200mA (+/- 10% tolerance of set current)
  - Fulham must approve any lamp/ballast combination not currently listed for operation in this spec sheet. Failure to do so may result in voidance of warranty.
  - This ballast is UL Listed and approved only for the lamps listed in the “UL Lamp List Electrical Data” sections. Additional UL verification testing will be needed to UL List lamps not already listed. Please contact Fulham for further information.

### Grounding

- Ballast must be grounded by means of the driver case or driver ground terminal.

### Short Circuit Protection

- Output latches off.

### No-load Operation and Protection

- Output latches off.

### Remote Mounting

- Up to 30ft with 18AWG.

### Service life / Lifetime

- 50,000 hours at Tc = 83°C (181.4°F)

### Warranty

- Reference Fulham's limited Warranty: <https://cdn.fulham.com/PDFs/Limited-Warranty.pdf>



# SHS15P-UNV-H-H

## TPSB-100 and SHS-DISP Information

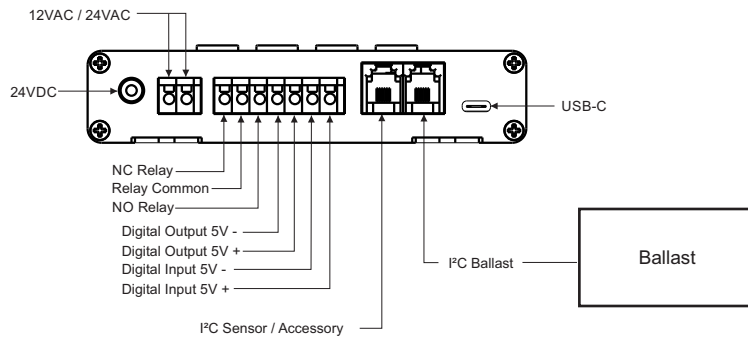


### TPSB-100 Programming Controller

Please consult the user manual for instructions on using the TPSB-100 SmartSet programming controller.



- <https://www.fulham.com/PDFs/SpecSheets/TPSB-100-2017-765.pdf>

### SHS-DISP display and communication device





# SHS15P-UNV-H-H



RoHS COMPLIANT



## Part Number Matrix

**SH**

Product Line

SH = SunHorse

**S**

Ballast Type

S = Standard

**15**

Ballast Order Number

**P**

Programmable

P = Programmable

**UNV**

Input Voltage

UNV = 120V~277V

**H**

Case Type

H = Medium

**H**

Output Current

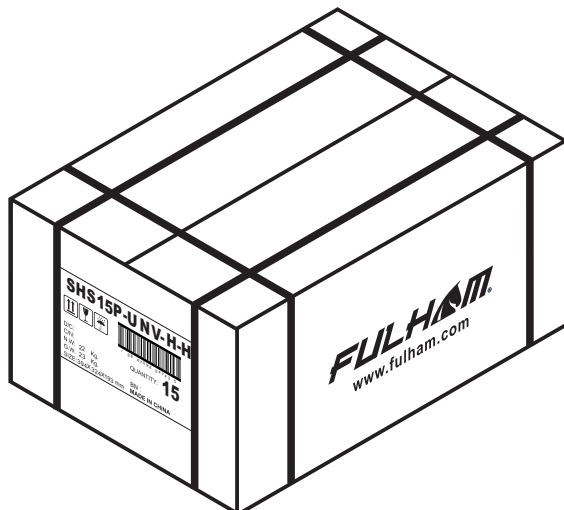
H=2100mA

## Product Image



## Packaging

### Master Carton



OUTER DIMENSION		
L	W	H
15.51"(394mm)	12.76"(324mm)	7.60"(193mm)
Net Weight	Gross Weight	QUANTITY
48.5lbs. (22.0kg.)	50.71lbs. (23.0kg)	15pcs.